


To ensure proper service, please remember:

Collection Day: Biweekly on Tuesdays (please refer to your collection schedule for dates) Garbage tags are no longer required.

Garbage:

- ✓ ALL garbage must be bagged.
- ✓ Broken glass or sharp items should be in a puncture-proof container.
- ✗ Items placed beside the carts will not be picked up. Items placed on top of the carts will result in your cart not being tipped.
- ✓ If necessary, compostable material can be put in the waste bin, but must be bagged.
- ✗ Do not place tree branches in garbage carts.



General Guidelines for Garbage:

- ✗ DO NOT OVERFILL your cart! The lid must be closed completely or your cart will not be tipped. Tipping an overfilled cart can result in the contents falling on the street and/or a damaged cart! Replacement cost is \$110.
- ✓ Return your cart to your property within 24 hours after collection to help protect your cart from vandalism.
- ✓ Place your cart on the curb by 7 am on your collection day.
- ✓ Place your cart on the street with the wheel slightly away from the curb area.
- ✗ For safety and liability reasons, the cart will not be tipped if it is placed on the boulevard, sidewalk, or on your property.
- ✓ Place the arrows on the cart lid toward the street.
- ✓ Ensure that there is 4' (feet) of clearance on both sides of your cart and 15' (feet) clearance above. **The arms of the truck wrap around the cart and lift it.** Therefore, if it is too close to a parked vehicle or other obstruction, it will not be tipped to avoid damage.
- ✗ Do not paint or write on cart.
- ✗ Do not remove cart from your residence.

Items Not Allowed In Or Near Carts:

- ✗ Ashes of any kind
- ✗ Automotive parts, oil filters, oil, etc.
- ✗ Reno/construction/demo material (ex. boards, roofing material, carpet, etc.)
- ✗ Sod, dirt, concrete
- ✗ Household hazardous chemicals/cleaners
- ✗ Dead animals

Since garbage pickup will only be biweekly starting July 28th, 2020, please make sure to utilize your community recycle centre to save room in your garbage cart and to ensure your cart does not get overfilled and missed on pickup day.

We thank you in advance for your cooperation.

CURBSIDE BIN PROGRAM

Each residential household will receive one wheeled garbage cart. Waste shall be thoroughly drained of all liquids and securely wrapped in plastic or plastic bags before it is placed in a waste cart. **All residential areas shall receive front street collections all year round.**

Residential waste containers including larger bins, other than the curbside carts provided by REACT, are prohibited unless a valid permit is obtained from the Town Administrator.

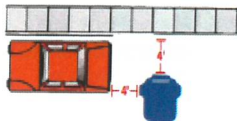
Ideal Location



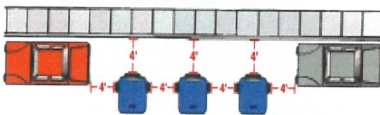
Snow Bank



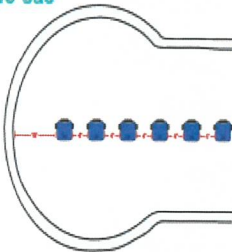
Close to a Parked Car or Other Obstructions



Between Two Parked Cars



Cul-de-sac



PLACING YOUR CART

Carts must be placed for collection no later than 7am on collection days. How to properly place your cart for collection.

1 PLACE IT!

Place your cart on the street with the wheels against the curb area so the truck has enough room to pick up. Allow 4 feet of clearance on both sides of the cart from objects such as other carts, vehicles, etc. Ensure the lid is completely closed.

2 POINT IT!

Point the arrows on the cart lid toward the street.

3 RETURN IT!

Return the carts to your property within 18 hours after collection.



The Town of
NAICAM

PROTECT YOUR CART

Record the Serial Number of each cart. This helps identify your carts if there are issues such as damage or loss.

BLACK GARBAGE CART Serial Number: _____